

4.3 RESULTS (GSPS)

Table 1: Prevalence

Category	Percent who currently smoke cigarettes	Percent who currently used tobacco products other than cigarettes	Percent who have ever used any form of tobacco on school premises during the past year
Mauritius			
Total	14.5 (10.6-19.4)	1.1 (0.7-1.8)	6.8 (4.7-9.7)
Male	24.5 (16.5-34.8)	0.9 (0.4-1.9)	11.2 (6.8-17.9)
Female	6.6 (4.9-8.9)	1.4 (0.7-2.8)	3.4 (1.8-6.1)
Rodrigues			
Total	17.0 (9.9-27.6)	1.2 (0.1-20.6)	4.5 (1.2-15.6)
Male	26.4 (16.9-38.7)	2.3 (0.1-37.2)	7.6 (0.6-51.2)
Female	6.6 (1.7-22.3)	0.0	1.2 (0.0-50.6)

Figure 1: Prevalence (Mauritius)

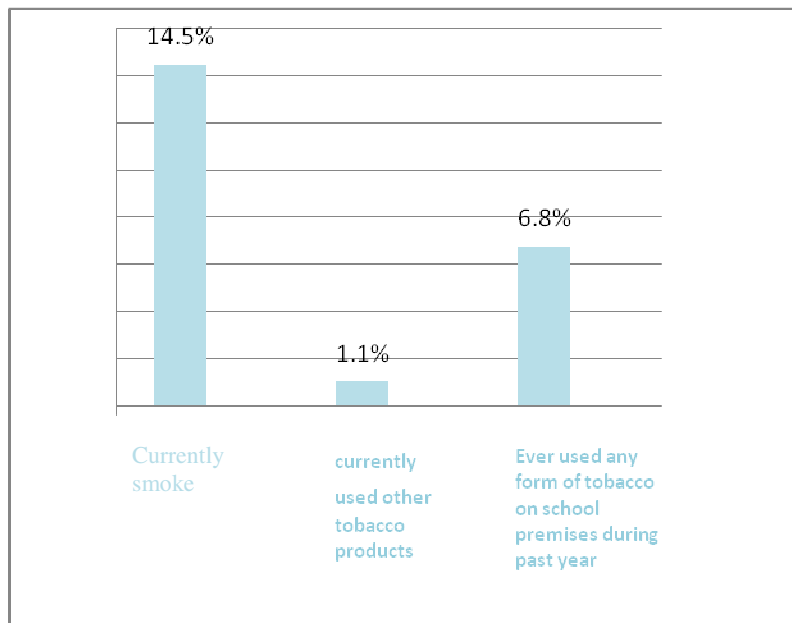
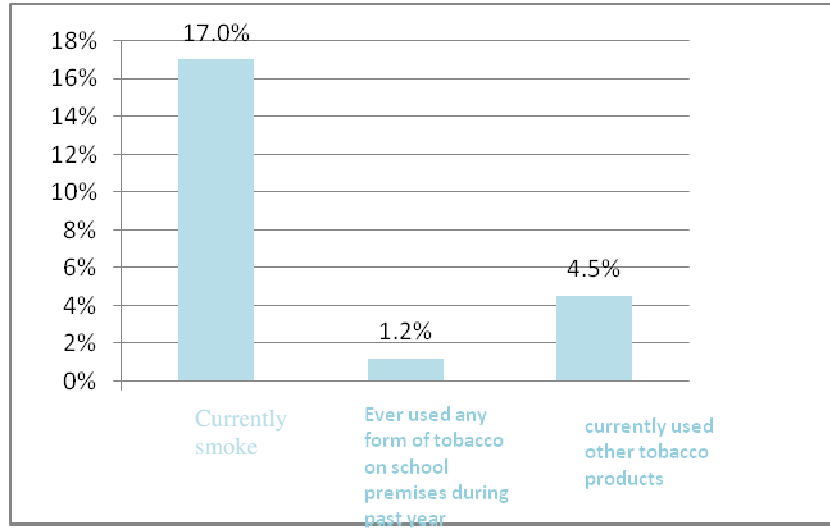


Figure 2: Prevalence (Rodrigues)



Write up of Table 1- Mauritius

One out of seven school personnel (14.5%) currently smoke cigarettes and male current smokers are significantly higher than female current smokers.

One out of hundred school personnel (1.1%) currently use tobacco products other than cigarettes and there is no significant difference by gender.

One out of fourteen school personnel (6.8%) have ever used any form of tobacco on school premises during the past year with significant difference by gender.

Write up of Table 1- Rodrigues

One out of six school personnel (17.0%) currently smoke cigarettes and male current smokers are not significantly higher than female current smokers.

One out of hundred school personnel (1.2%) currently use tobacco products other than cigarettes.

One out of twenty-two school personnel (4.5%) have ever used any form of tobacco on school premises during the past year with no significantly difference by gender.

Table 2: Knowledge

Category	Percent who say tobacco use is addictive (Freq R Tab 23)	Percent who say tobacco use causes lung cancer (Freq R Tab 25)	Percent who say tobacco use causes heart disease (Freq R Tab 26)
Mauritius			
Total	85.0 (78.2-90.0)	95.3 (91.3-97.5)	85.8 (81.6-89.1)
Male	81.6 (70.6-89.1)	94.7 (91.9-96.6)	83.8 (77.2-88.7)
Female	87.9 (83.9-91.1)	95.7 (86.2-98.8)	87.3 (82.2-91.1)
Rodrigues			
Total	91.7 (68.3-98.2)	99.4 (76.1-100.0)	91.9 (53.3-99.1)
Male	90.5 (58.1-98.5)	98.9 (65.8-100.0)	93.6 (15.4-99.9)
Female	93.0 (54.6-99.3)	100.0	90.0 (70.2-97.2)

Write up of Table 2- Mauritius

More than four out of five (85.0%) of school personnel say that tobacco use is addictive, with no significant difference by gender.

Almost all (95.3%) school personnel say that tobacco use causes lung cancer, with no significant difference by gender.

More than four out of five (85.8%) of school personnel say that tobacco use causes heart diseases, with no significant difference by gender.

Write up of Table 2- Rodrigues

More than nine out of ten (91.7%) of school personnel say that tobacco use is addictive, with no significant difference by gender.

Almost all (99.4%) school personnel say that tobacco use causes lung cancer, with no significant difference by gender.

More than nine out of ten (91.9%) of school personnel say that tobacco use causes heart diseases, with no significant difference by gender.

Table 3: Attitudes

Category	Percent who are concerned very much about youth tobacco use	Percent who think teacher tobacco use influences youth tobacco use
Mauritius		
Total	59.5 (55.0-63.9)	89.1 (81.8-93.7)
Male	54.1 (48.5-59.6)	89.2 (83.5-93.2)
Female	63.9 (57.1-70.2)	88.9 (77.7-94.9)
Rodrigues		
Total	51.7 (38.5-64.6)	85.1 (75.1-91.5)
Male	46.2 (30.0-63.2)	84.8 (82.1-87.1)
Female	57.6 (42.5-71.4)	85.5 (57.3-96.3)

Figure 3: Attitudes (Mauritius)

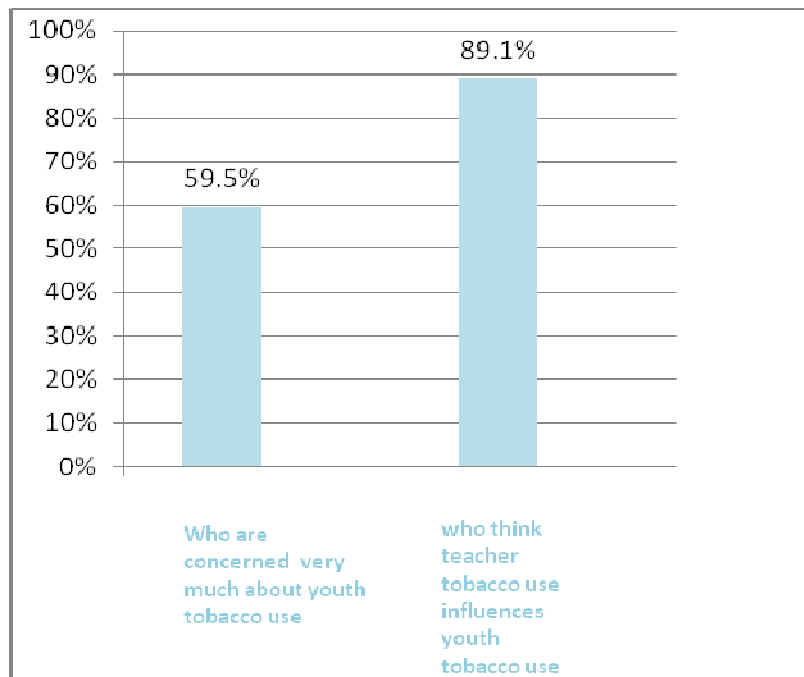
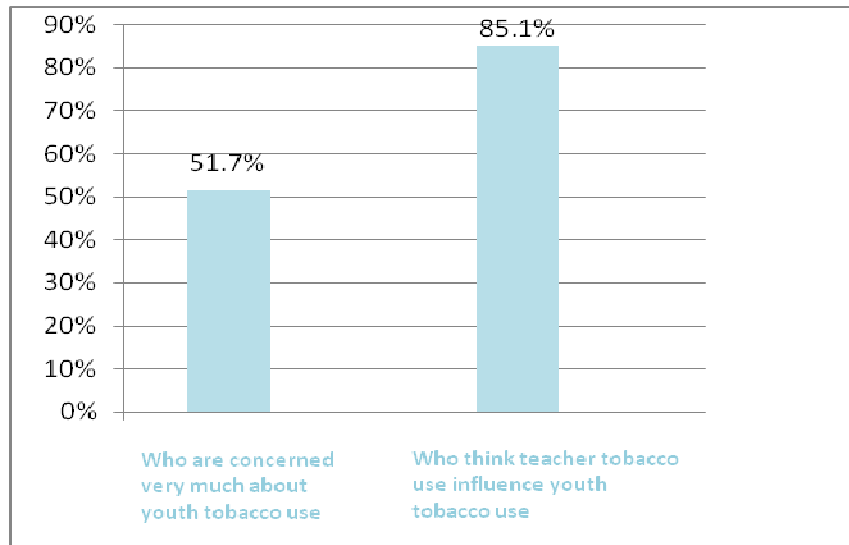


Figure 4: Attitudes (Rodrigues)



Write up of Table 3- Mauritius

Nearly three out of five (59.5%) school personnel are concerned very much about youth tobacco use with no significant difference by gender.

Nearly nine out of ten (89.1%) school personnel think that tobacco use among teachers influences youth tobacco use, with no significant difference by gender.

Write up of Table 3- Rodrigues

Nearly one out of two (51.7%) school personnel are concerned very much about youth tobacco use with no significant difference by gender.

More than four out of five (85.1%) school personnel think that tobacco use among teachers influences youth tobacco use, with no significant difference by gender.

Table 4: Attitudes

Category	Percent who think tobacco product advertising should be completely banned.	Percent who think the tobacco industry should not be allowed to sponsor school or extra curricular activities, such as sporting events	Percent who think that smoking should be banned in public places	Percent who think the price of tobacco products should be increased
Mauritius				
Total	85.7 (81.9-88.8)	75.1 (68.8-80.4)	93.9 (89.8-96.4)	83.0 (79.0-86.4)
Male	84.1 (79.8-87.7)	77.3 (71.9-81.9)	93.1 (87.8-96.3)	78.5 (72.6-83.3)
Female	87.0 (81.4-91.0)	73.5 (63.9-81.2)	94.4 (88.8-97.3)	86.7 (80.6-91.1)
Rodrigues				
Total	82.3 (69.8-90.3)	68.1 (57.7-77.0)	91.5 (79.0-96.9)	75.5 (54.3-88.9)
Male	77.2 (60.7-88.1)	66.0 (43.3-83.2)	89.0 (68.1- 96.9)	67.6 (57.8-76.0)
Female	88.0 (66.2-96.5)	70.4 (65.4-75.0)	94.1 (87.4-97.4)	84.5 (48.3-96.9)

Write up of Table 4- Mauritius

More than four out of five (85.7%) school personnel think that tobacco product advertising should be completely banned, with no significant difference by gender.

Three out of four (75.1%) school personnel think that the tobacco industry should not be allowed to sponsor school or extra curricular activities, such as sporting events, with no significant difference by gender.

More than nine out of ten (93.9%) school personnel think that smoking should be banned in public places, with no significant difference by gender.

More than four out of five (83.0%) school personnel think that the price of tobacco products should be increased, with no significant difference by gender.

Write up of Table 4- Rodrigues

More than four out of five (82.3%) school personnel think that tobacco product advertising should be completely banned, with no significant difference by gender.

Nearly seven out of ten (68.1%) school personnel think that the tobacco industry should not be allowed to sponsor school or extra curricular activities, such as sporting events, with no significant difference by gender.

More than nine out of ten (91.5%) school personnel think that smoking should be banned in public places, with no significant difference by gender.

More than three out of four (75.5%) school personnel think that the price of tobacco products should be increased, with no significant difference by gender.

Table 5: School policies on tobacco use

Category	Percent who agree schools should have a policy or rule specifically prohibiting tobacco use among school personnel	Percent who agree schools should have a policy or rule specifically prohibiting tobacco use among students
Mauritius		
Total	95.7 (90.3-98.1)	98.4 (97.0-99.2)
Male	94.5 (89.0-97.4)	97.7 (94.1-99.1)
Female	96.6 (90.8-98.8)	98.9 (97.1-99.6)
Rodrigues		
Total	93.9 (79.8-98.3)	95.6 (43.4-99.8)
Male	93.7 (62.1-99.3)	93.7 (33.9-99.8)
Female	94.1 (64.9-99.3)	97.7 (36.9-100.0)

Write up of Table 5- Mauritius

Nearly all (95.7%) school personnel agree that school should have a policy or rule specifically prohibiting tobacco use among school personnel, with no significant difference by gender.

Nearly all (98.4%) school personnel agree that school should have a policy or rule specifically prohibiting tobacco use among students, with no significant difference by gender.

Write up of Table 5- Rodrigues

More than nine out of ten (93.9%) school personnel agree that school should have a policy or rule specifically prohibiting tobacco use among school personnel, with no significant difference by gender.

Nearly all (95.6%) school personnel agree that school should have a policy or rule specifically prohibiting tobacco use among students, with no significant difference by gender.

Table 6: School policies on tobacco use

Category	Percent who reported that their schools have a policy that prohibits tobacco use among school personnel	Percent who reported that their schools have a policy that prohibits tobacco use among students	Percent who reported that their schools enforce its tobacco policies on tobacco use among school personnel and students
Mauritius			
Total	73.2 (66.8-78.8)	87.4 (83.6-90.4)	94.5 (89.4-97.2)
Male	77.1 (68.0-84.2)	91.6 (83.0-96.0)	95.1 (89.7-97.8)
Female	70.3 (59.8-79.0)	84.0 (78.0-88.6)	93.9 (87.4-97.1)
Rodrigues			
Total	68.6 (22.3-94.3)	88.1 (65.0-96.7)	88.9 (83.9-92.5)
Male	71.3 (17.4-96.7)	85.0 (58.3-95.9)	86.3 (74.9-93.0)
Female	65.4 (17.3-94.5)	91.7 (47.7-99.3)	92.3 (91.5-93.1)

Write up of Table 6- Mauritius

Nearly three out of four (73.2%) school personnel reported that their schools have a policy that prohibits tobacco use among school personnel, with no significant difference by gender.

Nearly nine out of ten (87.4%) school personnel reported that their schools have a policy that prohibits tobacco use among students, with no significant difference by gender.

More than nine out of ten (94.5%) school personnel reported that their schools enforce its school policy on tobacco use among school personnel and students, with no significant difference by gender.

Write up of Table 6- Rodrigues

Nearly seven out of ten (68.6%) school personnel reported that their schools have a policy that prohibits tobacco use among school personnel, with no significant difference by gender.

Nearly nine out of ten (88.1%) school personnel reported that their schools have a policy that prohibits tobacco use among students, with no significant difference by gender.

More than nine out of ten (88.9%) school personnel reported that their schools enforce its school policy on tobacco use among school personnel and students, with no significant difference by gender.

Table 7: Access to training and teaching materials

Category	Percent who have ever received training to prevent youth tobacco use	Percent who had access to teaching and learning materials about tobacco use and how to prevent its use among youth	Percent who think teachers need specific training to be able to teach students how to avoid or stop using tobacco
Mauritius			
Total	7.2 (5.1-10.1)	36.8 (30.4-43.7)	77.0 (71.6-81.6)
Male	9.5 (5.4-16.2)	35.9 (28.9-43.6)	75.1 (71.0-78.8)
Female	5.4 (4.3-6.9)	37.4 (30.2-45.3)	78.4 (67.4-86.5)
Rodrigues			
Total	12.1 (6.5-21.6)	32.8 (14.1-59.2)	83.9 (73.6-90.7)
Male	11.3 (6.7-18.6)	34.9 (27.7-43.0)	84.0 (73.2-91.0)
Female	13.0 (6.6-24.1)	30.4 (4.8-79.1)	83.7 (74.2-90.2)

Figure 5: Access to training and teaching materials (Mauritius)

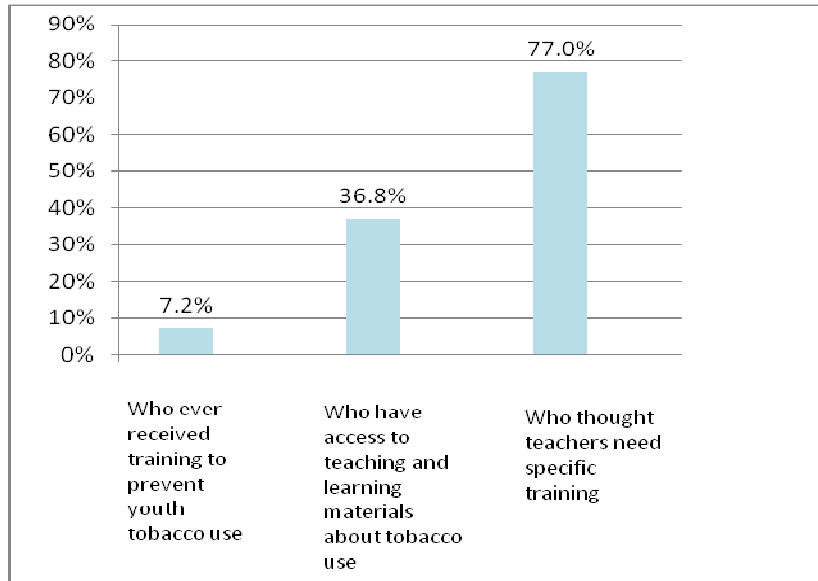
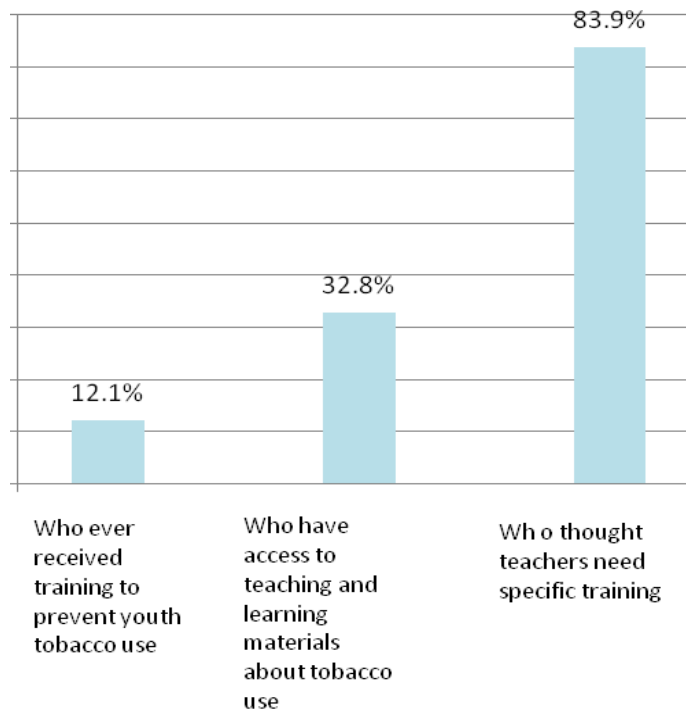


Figure 6: Access to training and teaching materials (Rodrigues)



Write up of Table 7- Mauritius

More than one in twenty (7.2%) school personnel have ever received training to prevent youth tobacco use, with no significant difference by gender.

More than one out of three (36.8%) school personnel had access to teaching and learning materials about tobacco use and how to prevent its use among youth, with no significant difference by gender.

More than three out of four (77.0%) school personnel think that teachers need specific training to be able to teach students how to avoid or stop using tobacco, with no significant difference by gender.

Write up of Table 7- Rodrigues

More than one in twenty (12.1%) school personnel have ever received training to prevent youth tobacco use, with no significant difference by gender.

Nearly one out of three (32.8%) school personnel had access to teaching and learning materials about tobacco use and how to prevent its use among youth, with no significant difference by gender.

More than four out of five (83.9%) school personnel think that teachers need specific training to be able to teach students how to avoid or stop using tobacco, with no significant difference by gender.

Table 8: Extra-curricular activities on tobacco use prevention

Category	Percent reporting their schools had non-classroom programmes or activities (such as assembly) that were used to teach tobacco use prevention to students	Percent who have ever advised a student to stop using tobacco
Mauritius		
Total	55.3 (43.9-66.1)	81.1 (74.5-86.2)
Male	59.0 (47.0-70.0)	86.0 (80.3-90.3)
Female	52.5 (40.3-64.3)	77.1 (69.6-83.2)
Rodrigues		
Total	45.8 (30.4-62.0)	86.0 (72.8-93.3)
Male	50.6 (17.1-83.6)	87.6 (62.0-96.9)
Female	40.8 (27.2-56.0)	84.1 (76.4-89.7)

Write up of Table 8- Mauritius

More than one out of two (55.3%) school personnel reported that their schools had non-classroom programmes or activities (such as assembly) that were used to teach tobacco use prevention to students, with no significant difference by gender.

More than four out of five (81.1%) school personnel have ever advised a student to stop using tobacco, with no significant difference by gender.

Write up of Table 8- Rodrigues

Nearly one out of two (45.8%) school personnel reported that their schools had non-classroom programmes or activities (such as assembly) that were used to teach tobacco use prevention to students, with no significant difference by gender.

More than four out of five (86.0%) school personnel have ever advised a student to stop using tobacco, with no significant difference by gender.